

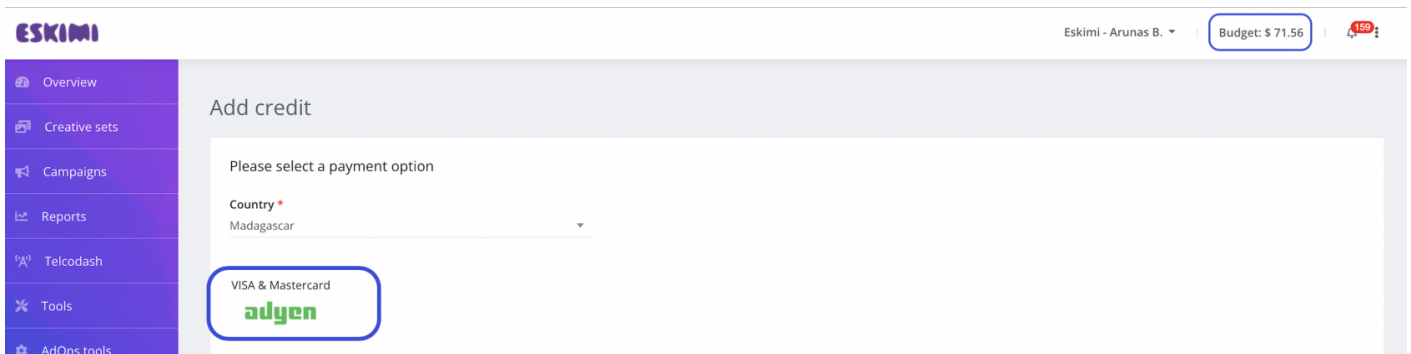
How to top up wallet by card

To initiate the campaigns, it is necessary to have funds in the wallet.

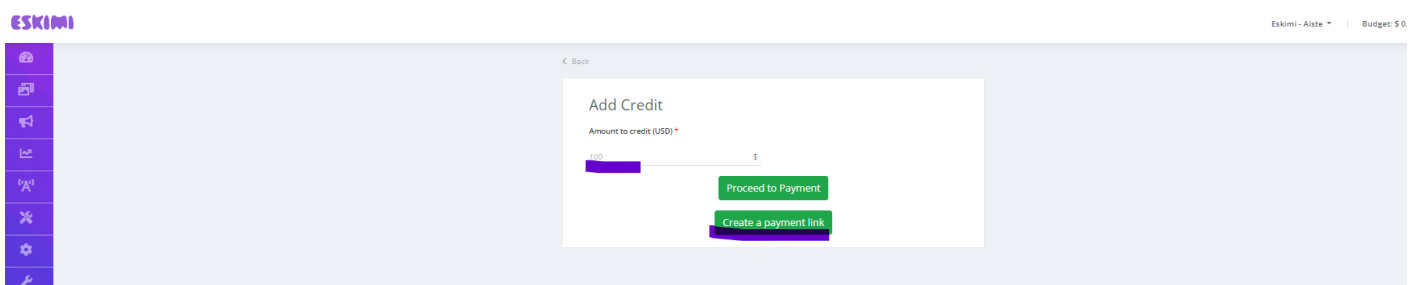
Top up of the wallet can be done by Adyen or PayPal (depending on the region).

How to do it?

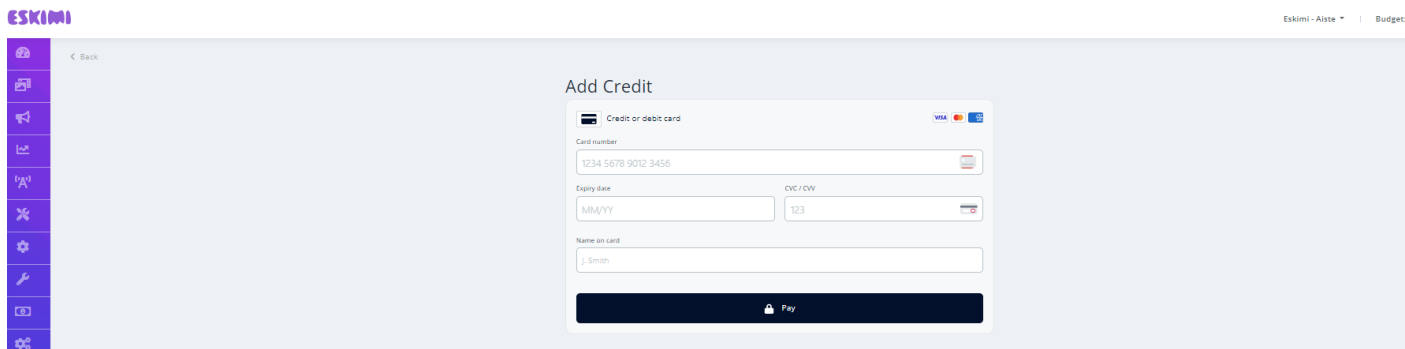
1. You can locate the account wallet in the Budget section, located in the top right corner of your Eskimi DSP account.
2. Click on Adyen or PayPal payment provider:



3. Add amount for transfer (if conversion with other currency is used, Adyen always uses \$ for a transfer).
4. Click "Proceed to Payment" button in the bottom:



5. Add card details:



6. After a moment funds will appear in the wallet.

Who can use it?

Only clients with agreements under Eskimi Lithuania and Eskimi Singapore billing entities.

Important note!

If a client had unpaid invoices, firstly unpaid balance will be covered and the rest amount will be added to account budget/wallet.

Revision #4

Created 27 March 2024 14:44:19 by Aiste

Updated 27 March 2024 15:12:32 by Aiste